

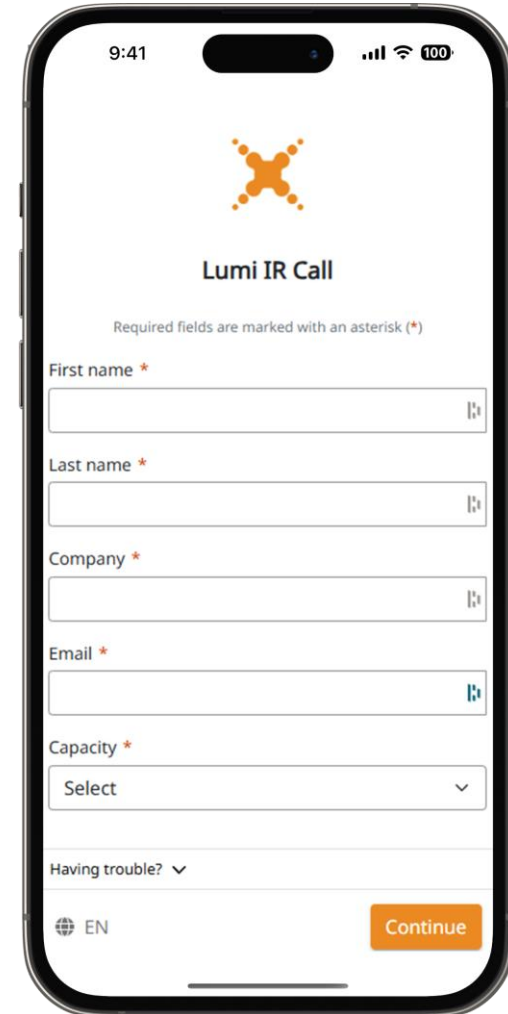
Earnings Call User Guide

Attending the Earnings Call Electronically


Virtual Earnings Call facility gives you the opportunity to attend the meeting remotely, using your phone, tablet or computer. You will need to visit www.investor-room.com

1 Access Via Lumi Platform

Once you click on the company for the earnings call you wish to attend, you'll be prompted to complete all the relevant fields including; first name, last name, and email address.



9:41



Lumi IR Call

Required fields are marked with an asterisk (*)

First name *

Last name *

Company *

Email *

Capacity *


Select

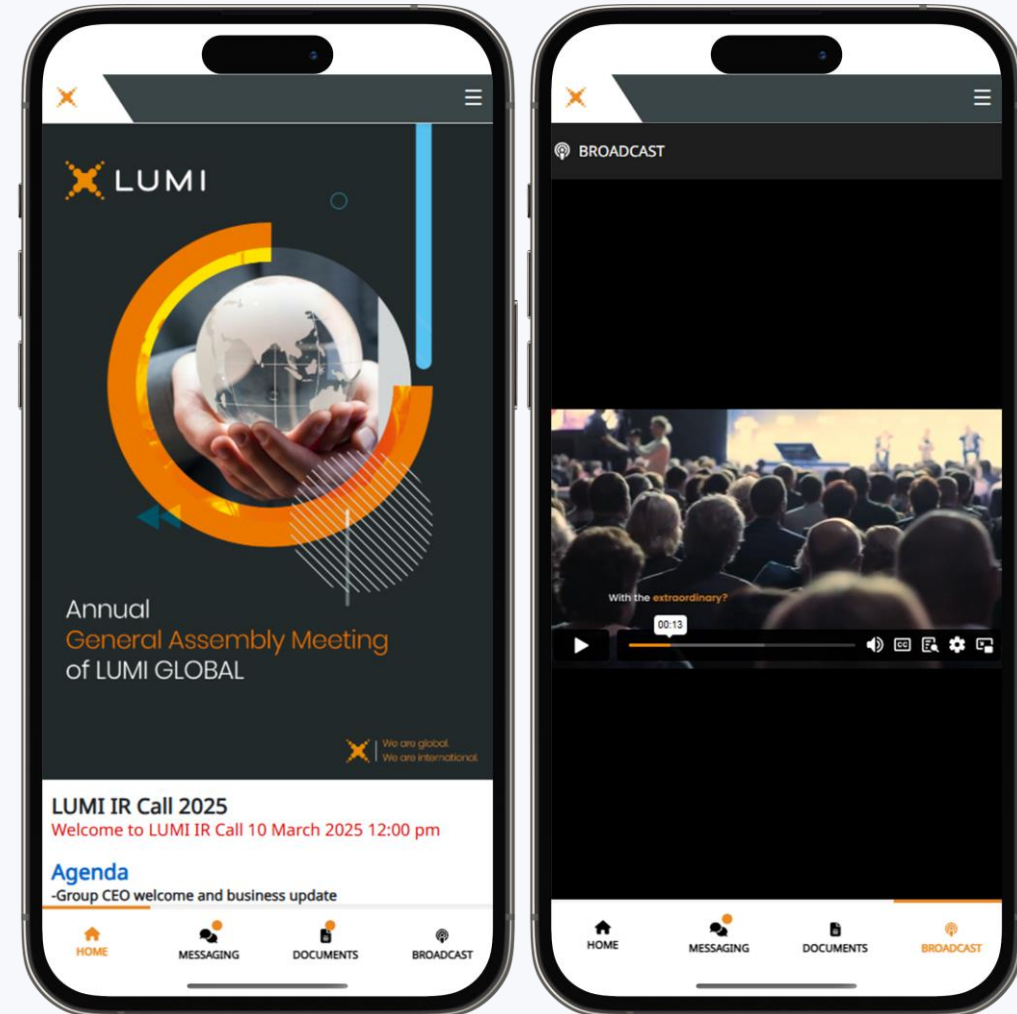
Having trouble? ▾

EN


Continue

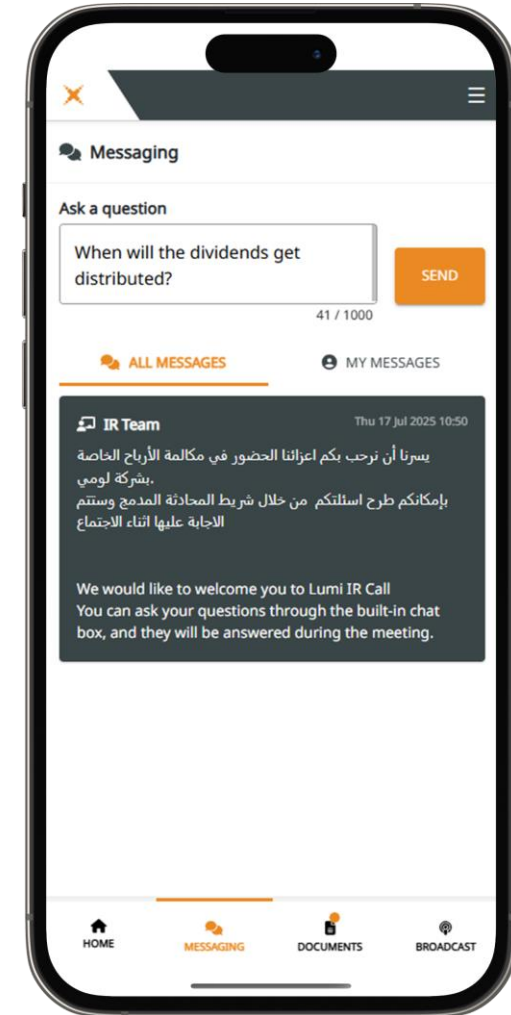
2 Navigation

- When successfully entered your personal information, the 🏠 Home screen will be displayed.
 - You can view company information, ask questions, and watch the webcast.
 - If you would like to watch and listen to the live webcast, press the broadcast button at the bottom of the screen
-  **Broadcast**
- If viewing on a computer, the webcast will appear at the right side of your screen automatically.




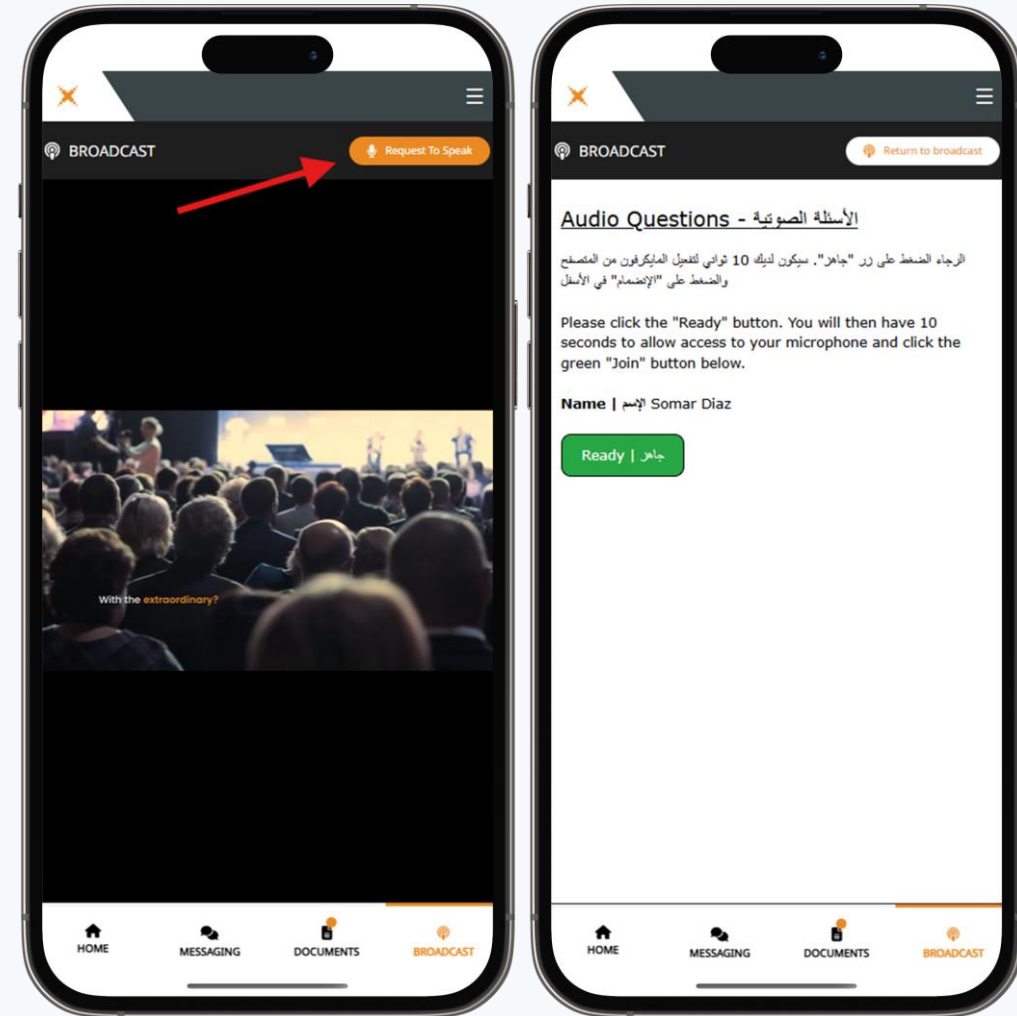
3 Written Questions

- If you would like to write a question, select the messaging icon .
- Messages can be submitted at any time during the Q&A session up until the Investor Relations Manager closes the session.
- Type your message within the chat box and click the send button.
- Questions will be moderated before being sent to the Investor Relations Manager to avoid repetition and remove any inappropriate language.




4 Verbal Questions

- Click on "Request to speak" button located at the top of the broadcast page.
- Ensure you give the browser permission to access your microphone.
- A page will appear showing your details. Click "Ready" to confirm and continue.
- After that, you have to follow the instructions of the answering machine.
- You can listen to the meeting while you are waiting your turn in the queue.
- When you finish asking the question, click on "Return to broadcast" button located at the top of the broadcast page  Return to Broadcast .



5 Documents

- You can view the meeting Documents by clicking on the Documents Icon .
- When you click on the documents icon, all the documents related to the IR Call Meeting will open in your browser.
- You can also download these documents that may consume part of your internet package.

